

*Superior*  
Plastic Products

# VINYL RAILING







## Contents

200 Series	4-5
1000 Series	6-7
3000 Series	8-9
Balustrade Series	10-11
Railing Overview	12-13
Placid Point Lighting	14-15
Columns, Posts	16-17
Post Caps, Trim	18
Newel Posts	18
ADA Handrail	19



# Create the Relaxing Outdoor Living Space You've Been Dreaming Of...

With a variety of appealing styles and on-trend colors, Superior Railing is the preeminent choice for anyone looking to design a custom outdoor retreat.

Property owners appreciate the low-maintenance style, beauty and added value that Superior Railing brings, while contractors like the conveniently boxed sections and the quick install requiring only standard tools.

For more than 25 years, Superior Systems has been making railing at our plant in Lancaster County, Pennsylvania. We start with powdered resin, extrude the vinyl, and fabricate and ship the product. Because we control the entire production process, you can be confident that our railing is built to "superior" standards from start to finish. Each piece of our railing is made from high-quality vinyl that will not split, crack or rot, and both top and bottom rail contain an aluminum channel reinforcer for long-lasting strength.









## 200 SERIES


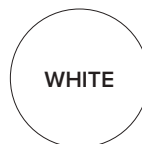
# Affordable Elegance

Bring affordable style and safety to your porch or deck without sacrificing performance. The reliable 200 Series increases your home's value and adds low-maintenance security and comfort to your outdoor living.

## PROFILE



## RAILING COLORS



*See page 12-13 for all baluster and color options.*

*Pictured:*

*a. White Railing with Black York Balusters*

*b., c. White Railing with White Model Balusters*







b



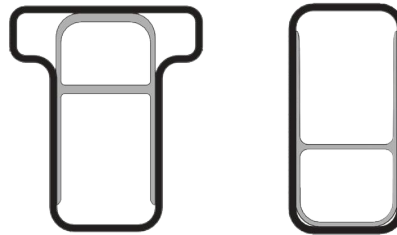


## 1000 SERIES

# Character and Safety

The 1000 Series gives your porch or deck a sense of charm and character and brings plenty of added security. Take a deep breath and relax, knowing that you don't have to worry about rail maintenance and can simply enjoy the outdoors.

## PROFILE



## RAILING COLORS



*See page 12-13 for all baluster and color options.*

*Pictured:*

- a. White Railing with White Traditional Balusters*
- b. White Railing with Smoke Glass Panel Infill*
- c. White Railing with White Heritage Balusters*





a



b



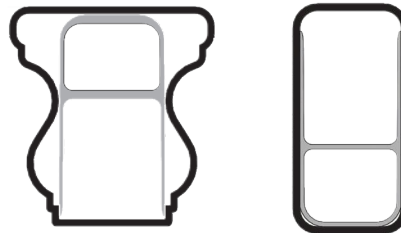


## 3000 SERIES

# Contemporary Flair

Customize your railing to your exact specifications with Superior's 3000 Series. This modern rail system comes in four colors with 10 infill options, so you can design the outdoor living area you've always wanted.

## PROFILE



## RAILING COLORS



*See page 12-13 for all baluster and color options.*

*Pictured:*

*a. White Railing with Glass Panel Infill*

*b., c. White Railing with White Model Balusters*





a





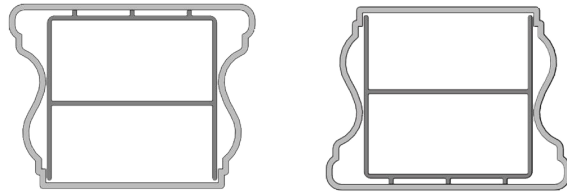


## BALUSTRADE SERIES

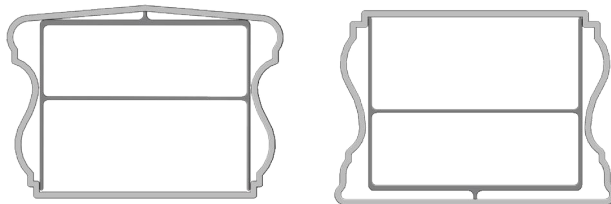
# A Bold Choice

Make a statement with either of Superior's Balustrade rail series. Prominent balustrade railing is the perfect choice for large installations, like sizeable homes, estates, or country clubs. The 5000 and 7000 Series bring refined sophistication to any outdoor living space.

### 5000 SERIES PROFILE



### 7000 SERIES PROFILE



### RAILING COLORS\*



*\*7000 Series available in White only.  
See page 12-13 for all baluster and color options.*

*Pictured:*

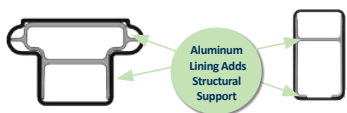
- a. White 5000 Series Railing with Denver Balusters*
- b. White 5000 Series Railing with Vintage Balusters*
- c. White 7000 Series Railing with Belmont Balusters*













## 200 SERIES



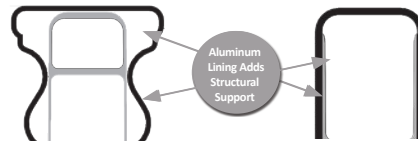
- Railing Color Options -   
- 3 3/16" Wide Top Rail
- Railing Height Options: 36" · 42"
- Railing Length Options: 5' · 6' · 7' · 8' · 10'




## 1000 SERIES



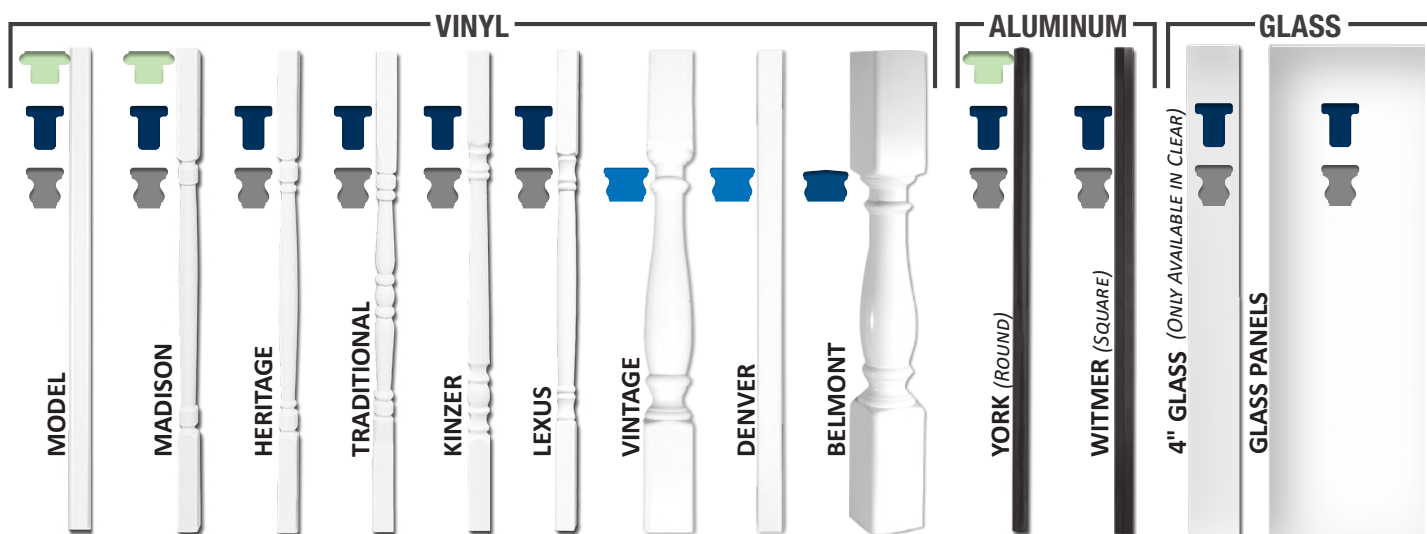
- Railing Color Options -   
- 3" Wide Top Rail
- Railing Height Options: 30" · 36" · 42"
- Railing Length Options: 4' · 6' · 8' · 10'

## 3000 SERIES




- Railing Color Options -   
- 3" Wide Top Rail
- Railing Height Options: 30" · 36" · 42"
- Railing Length Options: 4' · 6' · 8' · 10'

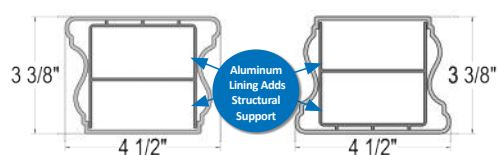
## BALUSTER STYLE OPTIONS









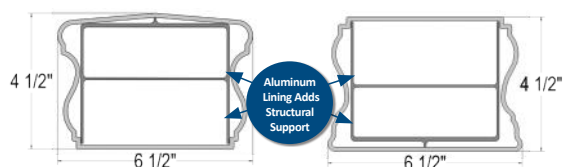
## 5000 SERIES




- Railing Color Options -  
- 4 1/2" Wide Top Rail
- Railing Height Options: 36" · 42"
- Railing Length Options: 4' · 6' · 8' · 10'













































## 7000 SERIES



- Railing Color Options - 
- 6 1/2" Wide Top Rail
- Railing Height Options: 36" · 42"
- Railing Length Options: 4' · 6' · 8' · 10'

## COLOR OPTIONS\*

Vinyl Railing				Vinyl Balusters				Aluminum Balusters				Glass	
WHITE	CLAY	ALMOND	BLACK	WHITE	CLAY	ALMOND	BLACK	WHITE	KONA	BRONZE	BLACK	CLEAR	SMOKE
													
													
													
													
													

\*Printed representations may vary from actual product color. Product colors may vary from select manufacturer's product colors.





## SEE YOUR BACKYARD IN A **NEW LIGHT**

Create stunning focal points while adding atmosphere to your backyard or deck area. Placid Point Lighting allows you to transform and creatively illuminate all types of outdoor spaces and improve your outdoor enjoyment.

Placid Point's LED's emit a warm white light providing just the right ambiance while adding safety and security to any outdoor area. Our energy efficient circuit boards are seal coated to maximize longevity and provide superior protection against the elements.

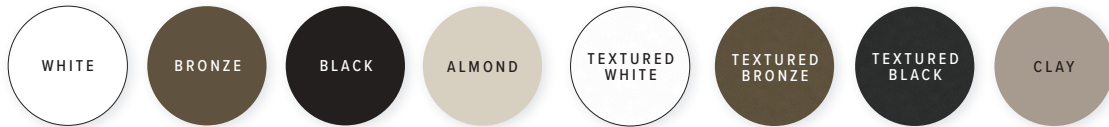
We also offer post caps with no lights to complement the product line and create an economical price point for lighting projects.





## COLOR OPTIONS\*

Powder-coated die-cast aluminum



## SPECIAL ORDER COLOR OPTIONS\*



## POST & ACCENT LIGHTS

Sizes available for 2½", 3¼" and 4" Posts

### POST CAP LIGHTS

3000k LED



PYRAMID



DECORATIVE

### POST CAP DOWNLIGHTS

3000k LED



PYRAMID



DECORATIVE

### POST & STAIR ACCENT LIGHT

3000k LED



### POST CAPS (NO LIGHTS)



PYRAMID



DECORATIVE

## LIGHTING ACCESSORIES

### LIGHTING CONTROL HUB & POWER SUPPLY



- Timer lets you choose 1-9 hours of light, or dusk-to-dawn
- Dimmer mode with 9 brightness levels
- Adjustable photocell sensor to control for ambient light
- **Walk Away** feature for safe exiting before lights go out
- Aluminum housing in 15 color options
- Power Supply available in 12w or 60w
- the 12-watt Power Supply can supply up to 12 lights\*
- the 60-watt Power Supply can supply up to 60 lights\*

\*Please see the Resources page at [placidpointlighting.com](http://placidpointlighting.com) for exact numbers of lights that can be used with each power supply.

### POST LIGHT WIRE KIT

KIT INCLUDES:

- Staples
- 2-way splitter
- 5' and 9' wire extensions

### WIRE EXTENSIONS, WIRE SPLITTERS

WIRE EXTENSIONS:

- 2', 5', 9' Lengths Available

WIRE SPLITTER KITS:

- 2-Way Kit: Includes (1) 8" input cable to (2) 8" output cables
- 3-Way Kit: Includes (1) 8" input cable to (3) 10" output cables

### 5" POST ADAPTER

- Made to fit fence posts
- Fits 5" Posts
- Uses 4" Cap for 5" Post



Product representations may vary from actual product


\*Printed representations may vary from actual product color. Product colors may vary from select manufacturer's product colors.



# STRUCTURAL PORCH POSTS

## Enduring Design

These 9' structural vinyl posts bring classic style to your porch, while pairing perfectly with your Superior Railing. Their dependable, low-maintenance design means you can enjoy them worry-free for years.





## STRUCTURAL COLUMNS

# Dependable Strength

Superior's 9' and 10' structural columns are built for durability and beauty. Available in round or square styles and in a variety of colors, columns complement Superior Railing and add refinement to your home.





## POST CAPS



New York



New England



Dental Moulding



Federation



Flat



Ball



New England Ball



Queen



King



Spade



Lamp

## POST TRIM




Plain




Modular




4" Classic



6" Classic



6" Federation



8" Classic Trim

## NEWEL POSTS



Plain



Heritage



Madison



Recessed



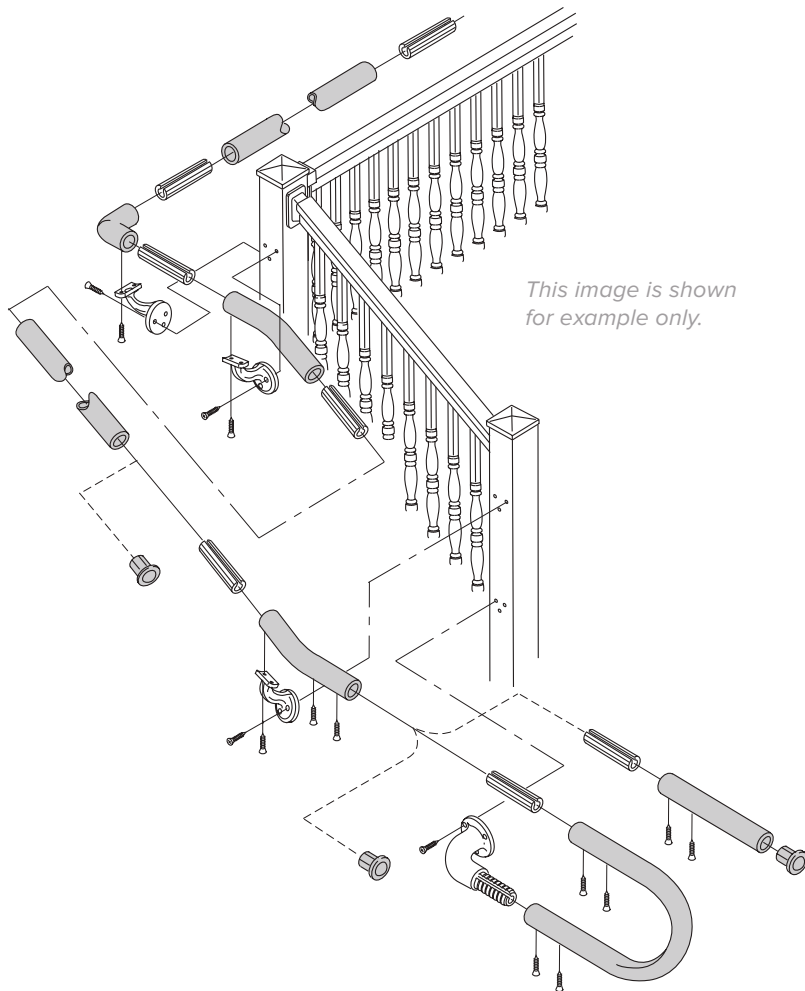
Vintage





# ADA ALUMINUM HANDRAIL

ADA Aluminum Handrail adds safety and security without compromising on looks! This handrail is designed to coordinate perfectly with Superior's existing railing for a beautiful, functional, and safe railing system.



## STOCK COLORS



**B** END CAP



**C** P - LOOP RETURN



**D** ADA HANDRAIL BRACKET



**E** HANDRAIL CONNECTOR WITH RING



**F** 5° RADIUS ELBOW (24")



**H** 34° RADIUS ELBOW (24")



**J** STRAIGHT HANDRAIL (104")



**K** 90° RADIUS ELBOW (24")



**L** 6" CORNER MOUNTING BRACKET



**M** 0° - 90° UNIVERSAL ELBOW



**N** MOUNTING BRACKET INSERT



**O** OUTSIDE ELBOW



**P** ALUMINUM 90° ELBOW BRACKET



**T** STRAIGHT ALUMINUM WALL BRACKET WITH RING



**U** ALUMINUM GATE RETURN (+ O)





**DEALER** | Reorder# 965501000-00  
Version# 181212



260 Jalyn Drive | New Holland, PA 17557  
1-800-633-7093 | [superiorplasticproducts.com](http://superiorplasticproducts.com)